



UBS Financial Services Inc.
681 Lake Street E.
Suite 354
Wayzata MN 55391-1758

ANQ7004001473 0518 X4 RP 0

Summary of your UBS Portfolio

May 2018

CITY OF WEST SAINT PAUL
CUSTODY ACCOUNT
ATTN: CHARLENE STARK
1616 HUMBOLDT AVE
WEST SAINT PAUL MN 55118-3905



UBS Financial Services Inc.
681 Lake Street E.
Suite 354
Wayzata MN 55391-1758

Summary of your UBS Portfolio

May 2018

ANQ7004001475 0518 X4 RP 0

Preferred Client Services

CITY OF WEST SAINT PAUL
CUSTODY ACCOUNT
ATTN: CHARLENE STARK
1616 HUMBOLDT AVE
WEST SAINT PAUL MN 55118-3905

Your Financial Advisor:

HARNETT/SORLEY
Phone: 952-475-9440/800-627-2463

Questions about your statement?

Call Preferred Client Priority Services
at 877-352-3592

Visit our website:

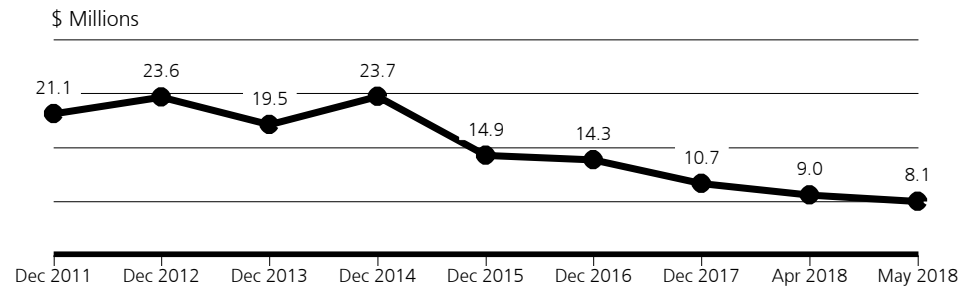
www.ubs.com/financialservices

Value of your portfolio

	on April 30 (\$)	on May 31 (\$)
Your assets	9,031,596.70	8,052,142.79
Your liabilities	0.00	0.00
Value of your portfolio	\$9,031,596.70	\$8,052,142.79
Accrued interest in value above	\$43,955.31	\$38,793.65

As a service to you, your portfolio value of \$8,052,142.79 includes accrued interest.

Tracking the value of your portfolio



Sources of your portfolio growth during 2018

Value of your portfolio at year end 2017	\$10,713,488.31
Net deposits and withdrawals	-\$2,546,337.46
Your investment return:	
Dividend and interest income	\$83,693.24
Change in value of accrued interest	\$2,449.31
Change in market value	-\$201,150.61

Value of your portfolio on May 31, 2018 **\$8,052,142.79**

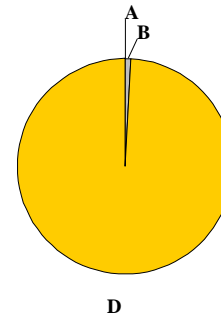
Your portfolio balance sheet

Summary of your assets

	Value on May 31 (\$)	Percentage of your portfolio
A Cash and money balances	4,086.99	0.05%
B Cash alternatives	70,973.22	0.88%
C Equities	0.00	0.00%
D Fixed income	7,977,082.59	99.07%
E Non-traditional	0.00	0.00%
F Commodities	0.00	0.00%
G Other	0.00	0.00%
Total assets	\$8,052,142.79	100.00%

Value of your portfolio **\$8,052,142.79**

Your current asset allocation



► *Cash and money balances* may include available cash balances, UBS Bank USA deposit account, UBS FDIC Insured Deposit Program Bank accounts, UBS AG Stamford Branch deposit account balances and money market mutual fund sweep balances. See the *Important information about your statement* on the last two pages of this statement for details about those balances.

Eye on the markets

Index	Percentage change	
	May 2018	Year to date
S&P 500	2.41%	2.02%
Russell 3000	2.82%	2.55%
MSCI - Europe, Australia & Far East	-2.11%	-1.19%
Barclays Capital U.S. Aggregate Bond Index	0.71%	-1.50%

Interest rates on May 31, 2018

3-month Treasury bills: 1.91%
One-month LIBOR: 2.00%



Summary of your UBS portfolio
May 2018

Your Financial Advisor:
HARNETT/SORLEY
Telephone 952-475-9440/800-627-2463

Accounts in your portfolio

Details on page	Account number	Account name and type	Value on April 30 (\$)	Value on May 31 (\$)	Percentage of portfolio
**	RP 34592 SH	Custody Acct - BSA	9,031,596.70	8,052,142.79	100.00%
*	RP 32815 SH	MoneyMarket - Basic	0.00	0.00	0.00%
Total			\$9,031,596.70	\$8,052,142.79	100 %

* indicates the accounts' prior period value is included in the Tracking the value of your portfolio on the first page.

** indicates the statement for this account has been suppressed from printing.

Change in the value of your accounts

Account	Opening value on May 1 (\$)	Deposits, including securities transferred in (\$)	Withdrawals and fees, including securities transferred out (\$)	Dividend and interest income (\$)	Change in value of accrued interest (\$)	Change in market value (\$)	Closing value on May 31 (\$)
RP 34592 SH Custody Acct - BSA	9,031,596.70	0.00	-1,000,000.00	19,894.56	-5,161.66	5,813.19	8,052,142.79
Total	\$9,031,596.70	\$0.00	-\$1,000,000.00	\$19,894.56	-\$5,161.66	\$5,813.19	\$8,052,142.79



Dividend and interest income earned by account

For purposes of this statement, taxability of interest and dividend income has been determined from a US tax reporting perspective. Based upon the residence of the account holder, account type, or product type, some interest and/or dividend payments may not be subject to United States (US) and/or Puerto Rico (PR) income taxes. The client monthly statement is not intended to be used and cannot be relied upon for tax purposes. Clients should refer to the applicable tax reporting forms they receive from UBS annually, such

as the Forms 1099 and the Forms 480, for tax reporting information. It is the practice of UBS to file the applicable tax reporting forms with the US Internal Revenue Service and PR Treasury Department, and in such forms accurately classify dividends and/or interest as tax exempt or taxable income. Please consult your individual tax preparer.

Taxable accounts	Year to date				Total (\$)	Estimated Annual Income(\$)
	Taxable dividends/ Capital gains (\$)	Tax-exempt dividends (\$)	Taxable interest (\$)	Tax-exempt interest (\$)		
RP 34592 SH Custody Acct - BSA	680.06	0.00	82,557.37	0.00	83,237.43	158,132

Summary of gains and losses by account

Values reported below exclude products for which gains and losses are not classified and products with a trade date of the prior year.

Realized gains and losses

Taxable accounts	May 2018		Year to date	
	Short term (\$)	Long term (\$)	Short term (\$)	Long term (\$)
RP 34592 SH Custody Acct - BSA	-66,705.77	-5,959.00	-85,001.14	-23,716.81

Unrealized gains and losses

Short term (\$)	Long term (\$)
-141,659.77	-87,276.81



UBS Financial Services Inc.
681 Lake Street E.
Suite 354
Wayzata MN 55391-1758

Business Services Account

May 2018

ANQ7004001479 0518 X4 RP 0

Account name: CITY OF WEST SAINT PAUL
CUSTODY ACCOUNT

Friendly account name: Custody Acct

Account number: RP 34592 SH

Your Financial Advisor:

HARNETT/SORLEY
Phone: 952-475-9440/800-627-2463

Questions about your statement?

Call your Financial Advisor or the
ResourceLine at 800-762-1000,
account 712034592.

Visit our website:

www.ubs.com/financialservices

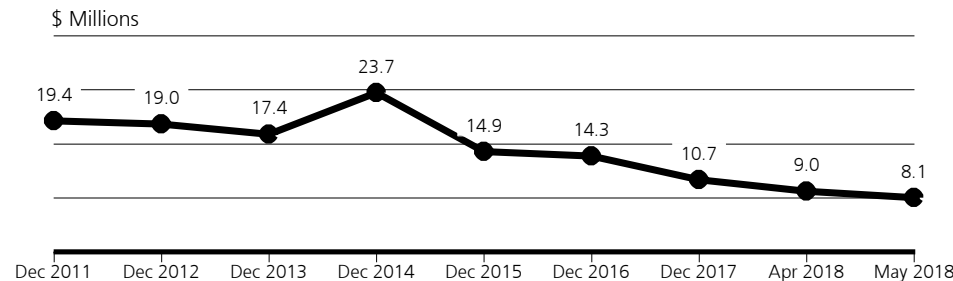
CITY OF WEST SAINT PAUL
CUSTODY ACCOUNT
ATTN: CHARLENE STARK
1616 HUMBOLDT AVE
WEST SAINT PAUL MN 55118-3905

Value of your account

	on April 30 (\$)	on May 31 (\$)
Your assets	9,031,596.70	8,052,142.79
Your liabilities	0.00	0.00
Value of your account	\$9,031,596.70	\$8,052,142.79
Accrued interest in value above	\$43,955.31	\$38,793.65

As a service to you, your portfolio value of \$8,052,142.79 includes accrued interest.

Tracking the value of your account



Sources of your account growth during 2018

Value of your account at year end 2017	\$10,713,488.31
Net deposits and withdrawals	-\$2,546,337.46
Your investment return:	
Dividend and interest income	\$83,693.24
Change in value of accrued interest	\$2,449.31
Change in market value	-\$201,150.61

Value of your account on May 31, 2018 **\$8,052,142.79**



Your account balance sheet

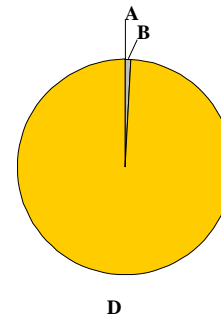
The value of your account includes assets held at UBS and certain assets held away from UBS. See page 1 for more information.

Summary of your assets

	Value on May 31 (\$)	Percentage of your account
A Cash and money balances	4,086.99	0.05%
B Cash alternatives	70,973.22	0.88%
C Equities	0.00	0.00%
D Fixed income	7,977,082.59	99.07%
E Non-traditional	0.00	0.00%
F Commodities	0.00	0.00%
G Other	0.00	0.00%
Total assets	\$8,052,142.79	100.00%

Value of your account **\$8,052,142.79**

Your current asset allocation



► *Cash and money balances* may include available cash balances, UBS Bank USA deposit account, UBS FDIC Insured Deposit Program Bank accounts, UBS AG Stamford Branch deposit account balances and money market mutual fund sweep balances. See the *Important information about your statement* on the last two pages of this statement for details about those balances.

Eye on the markets

Index	Percentage change	
	May 2018	Year to date
S&P 500	2.41%	2.02%
Russell 3000	2.82%	2.55%
MSCI - Europe, Australia & Far East	-2.11%	-1.19%
Barclays Capital U.S. Aggregate Bond Index	0.71%	-1.50%

Interest rates on May 31, 2018

3-month Treasury bills: 1.91%
One-month LIBOR: 2.00%



Change in the value of your account

	May 2018 (\$)	Year to date (\$)
Opening account value	\$9,031,596.70	\$10,713,488.31
Deposits, including investments transferred in	0.00	150.00
Withdrawals and fees, including investments transferred out	-1,000,000.00	-2,546,487.46
Dividend and interest income	19,894.56	83,693.24
Change in value of accrued interest	-5,161.66	2,449.31
Change in market value	5,813.19	-201,150.61
Closing account value	\$8,052,142.79	\$8,052,142.79

Dividend and interest income earned

For purposes of this statement, taxability of interest and dividend income has been determined from a US tax reporting perspective. Based upon the residence of the account holder, account type, or product type, some interest and/or dividend payments may not be subject to United States (US) and/or Puerto Rico (PR) income taxes. The client monthly statement is not intended to be used and cannot be relied upon for tax purposes. Clients should refer to the applicable tax reporting forms they receive from UBS annually, such as the Forms 1099 and the Forms 480, for tax reporting information. It is the practice of UBS to file the applicable tax reporting forms with the US Internal Revenue Service and PR Treasury Department, and in such forms accurately classify dividends and/or interest as tax exempt or taxable income. Please consult your individual tax preparer.

	May 2018 (\$)	Year to date (\$)
Taxable dividends	69.09	680.06
Taxable interest	16,039.08	71,538.43
Taxable accrued interest received	3,786.39	11,018.94
Total current year	\$19,894.56	\$83,237.43
Prior year adjustment	0.00	455.81
Total dividend & interest	\$19,894.56	\$83,693.24

Summary of gains and losses

Values reported below exclude products for which gains and losses are not classified.

	Realized gains and losses		Unrealized gains and losses (\$)
	May 2018 (\$)	Year to date (\$)	
Short term	-66,705.77	-85,001.14	-141,659.77
Long term	-5,959.00	-23,716.81	-87,276.81
Total	-\$72,664.77	-\$108,717.95	-\$228,936.58



Cash activity summary

See *Account activity this month* for details. Balances in your Sweep Options are included in the opening and closing balances value. FDIC insurance applies to deposits at UBS Bank USA and all banks participating in the UBS FDIC Insured Deposit Program. It does not apply to deposits at UBS AG, Stamford Branch or bank deposits placed through the UBS International Deposit Account program. SIPC protection applies to money market sweep fund holdings but not bank deposits. See *Important information about your statement* on the last two pages of this document for details.

	May 2018 (\$)	Year to date (\$)
Opening balances	\$2,165.72	\$37,193.36
<i>Additions</i>		
Deposits and other funds credited	0.00	150.00
Dividend and interest income	19,894.56	83,693.24
Proceeds from investment transactions	1,044,296.00	2,755,440.53
Total additions	\$1,064,190.56	\$2,839,283.77
<i>Subtractions</i>		
Other funds debited	-1,000,000.00	-2,546,487.46
Funds withdrawn for investments bought	-62,269.29	-325,902.68
Total subtractions	-\$1,062,269.29	-\$2,872,390.14
Net cash flow	\$1,921.27	-\$33,106.37
Closing balances	\$4,086.99	\$4,086.99

UBS Bank USA Deposit Account APY

Interest period Apr 6 - May 6

Opening UBS Bank USA Deposit balance Apr 6	\$26,529.71
Closing UBS Bank USA Deposit balance May 6	\$13,739.73
Number of days in interest period	31
Average daily balance	\$6,015.74
Interest earned	\$1.24
Annual percentage yield earned	0.24%

Your investment objectives:

You have identified the following investment objectives for this account. If you have questions about these objectives, disagree with them, or wish to change them, please contact your Financial Advisor or Branch Manager. You can find a full description of the alternative investment objectives in *Important information about your statement* at the end of this document.

Your return objective:

Current income

Your risk profile:

Primary - Conservative

Investment eligibility consideration - None selected

Your account instructions

- Your account cost basis default closing method is FIFO, First In, First Out.



Your assets

Some prices, income and current values shown may be approximate. As a result, gains and losses may not be accurately reflected. See *Important information about your statement* at the end of this document for more information.

Cash

Cash and money balances

Cash and money balances may include available cash balances, UBS Bank USA deposit account balances, UBS FDIC Insured Program Bank Balances, UBS AG Stamford Branch deposit account balances and money market mutual fund sweep balances.

UBS Bank USA and all UBS FDIC Insured Program Bank deposit account balances are insured by the FDIC within applicable limits, but are not protected by SIPC. UBS AG Stamford Branch deposit account balances are not insured by FDIC and are not protected by SIPC. Money market sweep balances are protected by SIPC but are not insured by the FDIC.

See the *Important information about your statement* at the end of this document for details about those balances.

Holding	Opening balance on May 1 (\$)	Closing balance on May 31 (\$)	Price per share on May 31 (\$)	Average rate	Dividend/Interest period	Days in period	Cap amount (\$)
UBS BANK USA DEP ACCT	2,165.72	4,086.99					250,000.00

Cash alternatives

Money market funds

Money market funds are neither insured nor guaranteed by the Federal Deposit Insurance Corporation or any other government agency. Institutional prime and institutional municipal funds must float their net asset values (NAV) per share to the nearest 1/100th of a cent (e.g., \$1.0000). Government and retail money market funds will continue to transact at a stable \$1.00 net asset value. Although money market funds seek to preserve the value of your investment at \$1.00 per share, it is possible to lose money by investing in these funds.

Total reinvested is the total of all reinvested dividends. It does not include any cash dividends. It is not a tax lot for the purposes of determining holding periods or cost basis. The shares you receive each time you reinvest dividends become a separate tax lot.

Cost basis is the total purchase cost of the security, including reinvested dividends. The cost basis may need to be adjusted for return of capital payments in order to determine the adjusted cost basis for tax reporting purposes.

Unrealized (tax) gain or loss is the difference between the current value and the cost basis and would generally be your taxable gain or loss if the security was sold on this date. The unrealized (tax) gain or loss may need to be adjusted for return of capital payments in order to determine the realized gain or loss for tax reporting purposes.

Investment return is the current value minus the amount you invested. It does not include shares that are not reflected on your statement, including shares that have been realized as either a gain or a loss. It also does not include cash dividends that were not reinvested.

Holding	Number of shares	Purchase price/Average price per share (\$)	Client investment (\$)	Cost basis (\$)	Price per share on May 31 (\$)	Value on May 31 (\$)	Unrealized gain or loss (\$)	Investment return (\$)	Holding period
UBS SELECT PRIME INSTITUTIONAL FUND	70,959.029				1.0002	70,973.22			
EAI: \$1,334 Current yield: 1.88%									



Your assets (continued)

Fixed income

Certificates of deposit

Cost basis has been adjusted for accreted original issue discount (OID) on long-term (more than 1 year) CDs.
Cost basis has been automatically adjusted for amortization of premium using the constant yield method on long-term (more than 1 year) CDs.

Holding	Trade date	Total face value at maturity (\$)	Purchase price (\$)	Adjusted cost basis (\$)	Price on May 31 (\$)	Value on May 31 (\$)	Unrealized gain or loss (\$)	Holding period
JPMORGAN CHASE & C DE US RATE 01.2500% MAT 11/30/2018 FIXED RATE CD CALLABLE 08/30/2018 @ 100.0000 ACCRUED INTEREST \$6.84 CUSIP 48124JD21 EAI: \$1,250 Current yield: 1.25%	May 15, 13	200,000.000	100.000	200,000.00	99.620	199,240.00	-760.00	LT
BANGOR SVGS BK ME US RATE 01.1000% MAT 07/15/2019 FIXED RATE CD CALLABLE 07/15/2018 @ 100.0000 ACCRUED INTEREST \$1,004.15 CUSIP 060243EJ7 EAI: \$2,695 Current yield: 1.11%	Jul 05, 16	245,000.000	100.000	245,000.00	98.672	241,746.40	-3,253.60	LT
TWO RIVERS ST BK NE US RATE 01.2500% MAT 07/18/2019 FIXED RATE CD CALLABLE 06/18/2018 @ 100.0000 ACCRUED INTEREST \$68.56 CUSIP 90206UBC9 EAI: \$1,925 Current yield: 1.27%	Jan 09, 13	154,000.000	100.000	154,000.00	98.776	152,115.04	-1,884.96	LT
FIRST BK HIGHLAND IL US RATE 01.9500% MAT 07/24/2019 FIXED RATE CD CALLABLE 07/24/2018 @ 100.0000 ACCRUED INTEREST \$474.40 CUSIP 3191408T9 EAI: \$4,680 Current yield: 1.96%	Jul 16, 14	240,000.000	100.000	240,000.00	99.543	238,903.20	-1,096.80	LT

continued next page



Your assets › Fixed income › Certificates of deposit (continued)

Holding	Trade date	Total face value at maturity (\$)	Purchase price (\$)	Adjusted cost basis (\$)	Price on May 31 (\$)	Value on May 31 (\$)	Unrealized gain or loss (\$)	Holding period
ALLY BK UT US RATE 01.2500% MAT 08/26/2019 FIXED RATE CD ACCRUED INTEREST \$797.08 CUSIP 02006LK51 EAI: \$3,063 Current yield: 1.27%	Aug 17, 16	245,000.000	100.000	245,000.00	98.413	241,111.85	-3,888.15	LT
BMW BK OF NA NA UT US RATE 01.5500% MAT 12/16/2019 FIXED RATE CD ACCRUED INTEREST \$1,747.87 CUSIP 05580AFT6 EAI: \$3,798 Current yield: 1.57%	Dec 06, 16	245,000.000	100.000	245,000.00	98.508	241,344.60	-3,655.40	LT
WEBBANK UT US RATE 01.8500% MAT 06/29/2020 FIXED RATE CD CALLABLE 06/28/2018 @ 100.0000 ACCRUED INTEREST \$37.26 CUSIP 947547JP1 EAI: \$4,533 Current yield: 1.89%	Jun 19, 17	245,000.000	100.000	245,000.00	98.138	240,438.10	-4,561.90	ST
FLAGSTAR BK FSB MI US RATE 01.7500% MAT 07/21/2020 FIXED RATE CD ACCRUED INTEREST \$1,527.06 CUSIP 33847EY76 EAI: \$4,288 Current yield: 1.79%	Jul 11, 17	245,000.000	100.000	245,000.00	97.861	239,759.45	-5,240.55	ST
WORLD'S FOREMOST B NE US RATE 02.3000% MAT 08/06/2020 FIXED RATE JUMBO CD ACCRUED INTEREST \$315.06 CUSIP 9159919E5 EAI: \$4,600 Current yield: 2.34%	Jul 28, 15	200,000.000	100.000	200,000.00	98.476	196,952.00	-3,048.00	LT

continued next page



Your assets › Fixed income › Certificates of deposit (continued)

Holding	Trade date	Total face value at maturity (\$)	Purchase price (\$)	Adjusted cost basis (\$)	Price on May 31 (\$)	Value on May 31 (\$)	Unrealized gain or loss (\$)	Holding period
CAPITAL ONE NA VA US RATE 02.0500% MAT 12/29/2020 FIXED RATE CD ACCRUED INTEREST \$2,105.33 CUSIP 14042RFE6 EAI: \$5,023 Current yield: 2.09%	Dec 22, 16	245,000.00	100.000	245,000.00	97.949	239,975.05	-5,024.95	LT
CAPITAL ONE BANK N VA US RATE 02.0500% MAT 12/29/2020 FIXED RATE CD ACCRUED INTEREST \$2,105.33 CUSIP 140420S43 EAI: \$5,023 Current yield: 2.09%	Dec 22, 16	245,000.00	100.000	245,000.00	97.949	239,975.05	-5,024.95	LT
TBK BANK, SSB TX US RATE 02.1000% MAT 09/29/2021 FIXED RATE CD CALLABLE 06/29/2018 @ 100.0000 ACCRUED INTEREST \$888.05 CUSIP 87219RBN3 EAI: \$5,145 Current yield: 2.16%	Sep 29, 17	245,000.00	100.000	245,000.00	97.180	238,091.00	-6,909.00	ST
SYNCHRONY BK UT US RATE 02.1000% MAT 12/09/2021 FIXED RATE CD ACCRUED INTEREST \$2,438.58 CUSIP 87164XPB6 EAI: \$5,145 Current yield: 2.17%	Dec 06, 16	245,000.00	100.000	245,000.00	96.985	237,613.25	-7,386.75	LT
STATE BK INDIA NY US RATE 02.2500% MAT 01/26/2022 FIXED RATE CD ACCRUED INTEREST \$1,849.32 CUSIP 8562846A7 EAI: \$5,400 Current yield: 2.31%	Jan 17, 17	240,000.00	100.000	240,000.00	97.362	233,668.80	-6,331.20	LT
SALLIE MAE BK UT US RATE 02.3500% MAT 03/22/2022 FIXED RATE CD ACCRUED INTEREST \$1,081.63 CUSIP 795450ZW8 EAI: \$5,640 Current yield: 2.41%	Mar 15, 17	240,000.00	100.000	240,000.00	97.573	234,175.20	-5,824.80	LT

continued next page



Your assets › Fixed income › Certificates of deposit (continued)

Holding	Trade date	Total face value at maturity (\$)	Purchase price (\$)	Adjusted cost basis (\$)	Price on May 31 (\$)	Value on May 31 (\$)	Unrealized gain or loss (\$)	Holding period
COMENITY BANK DE US								
RATE 02.4000% MAT 06/21/2022								
FIXED RATE JUMBO CD								
ACCRUED INTEREST \$368.22								
CUSIP 981996RH6								
EAI: \$4,800 Current yield: 2.44%	Jun 16, 17	200,000.000	100.000	200,000.00	98.189	196,378.00	-3,622.00	ST
NATIONAL BK WI US								
RATE 02.1500% MAT 06/27/2022								
FIXED RATE CD								
CALLABLE 06/27/2018 @ 100.0000								
ACCRUED INTEREST \$57.72								
CUSIP 633368EK7								
EAI: \$5,268 Current yield: 2.23%	Jun 21, 17	245,000.000	100.000	245,000.00	96.543	236,530.35	-8,469.65	ST
BARCLAYS BK DE US								
RATE 02.2000% MAT 07/19/2022								
FIXED RATE CD								
ACCRUED INTEREST \$1,949.26								
CUSIP 06740KKJ5								
EAI: \$5,390 Current yield: 2.28%	Jul 11, 17	245,000.000	100.000	245,000.00	96.653	236,799.85	-8,200.15	ST
MERCANTIL COMM BAN NJ US								
RATE 02.3000% MAT 12/16/2022								
FIXED RATE CD								
ACCRUED INTEREST \$2,562.77								
CUSIP 58733ADQ9								
EAI: \$5,635 Current yield: 2.39%	Dec 06, 16	245,000.000	100.000	245,000.00	96.435	236,265.75	-8,734.25	LT
Total		\$4,414,000.000		\$4,414,000.00		\$4,321,082.94	-\$92,917.06	
Total accrued interest: \$21,384.49								
Total estimated annual income: \$83,301								



Your assets ▸ **Fixed income** (continued)

Municipal securities

Prices are obtained from independent quotation bureaus that use computerized valuation formulas to calculate current values. Actual market values may vary and thus gains/losses may not be accurately reflected. Cost basis has been automatically adjusted for mandatory amortization of bond premium on coupon tax-exempt municipal securities using the constant yield method and for accreted original issue

discount for securities issued at a discount. When original cost basis is displayed, amortization has been done using the constant yield method, otherwise amortization has been done using the straight line method.

Holding	Trade date	Total face value at maturity (\$)	Purchase price(\$)	Adjusted cost basis (\$)	Price on May 31 (\$)	Value on May 31 (\$)	Unrealized gain or loss (\$)	Holding period
BERKELEY CNTY SC SCH TAX SR C BE/R/ RATE 02.350% MATURES 03/01/23 ACCRUED INTEREST \$1,410.00 CUSIP 084203WV6 Moody: Aa1 S&P: AA EAI: \$5,640 Current yield: 2.42% Original cost basis: \$242,767.20								
	Oct 02, 17	240,000.000	101.018	242,444.16	97.138	233,131.20	-9,312.96	ST
NEW YORK NY CITY TRANSI TAX A-2 RV BE/R/ RATE 01.850% MATURES 05/01/23 ACCRUED INTEREST \$770.85 CUSIP 64971WJ43 Moody: Aa1 S&P: AAA EAI: \$9,250 Current yield: 1.96%								
	Jun 16, 17	500,000.000	97.814	489,070.00	94.298	471,490.00	-17,580.00	ST
UNIV KY GEN RCPTS RV TAX SR B OID99.123 BE/R/ RATE 02.500% MATURES 04/01/24 ACCRUED INTEREST \$1,666.68 CUSIP 914378KW3 Moody: Aa2 S&P: AA EAI: \$10,000 Current yield: 2.59%								
	Feb 23, 17	400,000.000	99.505	398,020.00	96.378	385,512.00	-12,508.00	LT
LEXINGTON-FAYETTE URBAN TAX SR B BE/R/ RATE 02.500% MATURES 06/01/25 ACCRUED INTEREST \$3,000.00 CUSIP 52908EM83 Moody: Aa2 S&P: AA EAI: \$6,000 Current yield: 2.65% Original cost basis: \$241,231.20								
	Sep 21, 17	240,000.000	100.471	241,131.36	94.167	226,000.80	-15,130.56	ST

continued next page



Your assets › **Fixed income** › **Municipal securities** (continued)

Holding	Trade date	Total face value at maturity (\$)	Purchase price(\$)	Adjusted cost basis (\$)	Price on May 31 (\$)	Value on May 31 (\$)	Unrealized gain or loss (\$)	Holding period
WISC ST GEN FD APP 2003 TAX SR A RV BE/R/ RATE 02.383% MATURES 05/01/26 ACCRUED INTEREST \$1,092.19 CUSIP 977100DC7 Moody: Aa2 S&P: AA- EAI: \$13,107 Current yield: 2.59%								
	Aug 17, 17	550,000.00	97.600	536,800.00	92.045	506,247.50	-30,552.50	ST
Total		\$1,930,000.00		\$1,907,465.52		\$1,822,381.50	-\$85,084.02	
Total accrued interest: \$7,939.72								
Total estimated annual income: \$43,997								

Government securities

Prices are obtained from independent quotation bureaus that use computerized valuation formulas to calculate current values. Actual market values may vary and thus gains/losses may not be accurately reflected. Cost basis has been adjusted for accreted original issue discount (OID). Cost basis has been

automatically adjusted for amortization of bond premium using the constant yield method. If you have made a tax election to deduct the premium amortization on taxable debt securities, you may request that UBS adjust cost basis for the bond premium amortization.

Holding	Trade date	Quantity	Purchase price (\$)	Adjusted cost basis (\$)	Price on May 31 (\$)	Value on May 31 (\$)	Unrealized gain or loss (\$)	Holding period
FNMA NTS STEP-UP RATE 1.2500% MATURES 07/27/21 ACCRUED INTEREST \$2,152.80 CUSIP 3136G3XT7 EAI: \$6,250 Current yield: 1.30%								
	Jul 27, 16	500,000.00	100.000	500,000.00	96.229	481,145.00	-18,855.00	LT
FHLB BOND STEP-UP RATE 1.2500% MATURES 11/23/21 ACCRUED INTEREST \$138.90 CUSIP 3130A9Z95 EAI: \$6,250 Current yield: 1.30%								
	Jun 19, 17	500,000.00	99.152	495,760.00	96.277	481,385.00	-14,375.00	ST
FHLMC NTS STEP UP CALL RATE 2.0000% MATURES 06/29/22 ACCRUED INTEREST \$7,177.74 CUSIP 3134GBTZ5 EAI: \$17,000 Current yield: 2.04%								
	Jun 13, 17	500,000.00	100.000	500,000.00	97.917	489,585.00	-10,415.00	ST
	Jun 21, 17	350,000.00	100.000	350,000.00	97.917	342,709.50	-7,290.50	ST
Security total		850,000.00		850,000.00		832,294.50	-17,705.50	

continued next page



Your assets ▸ **Fixed income** ▸ **Government securities** (continued)

Holding	Trade date	Quantity	Purchase price (\$)	Adjusted cost basis (\$)	Price on May 31 (\$)	Value on May 31 (\$)	Unrealized gain or loss (\$)	Holding period
Total		1,850,000.000		\$1,845,760.00		\$1,794,824.50	-\$50,935.50	
Total accrued interest: \$9,469.44								
Total estimated annual income: \$29,500								

Your total assets

		Value on May 31 (\$)	Percentage of your account	Cost basis (\$)	Estimated annual income (\$)	Unrealized gain or loss (\$)
Cash	Cash and money balances	4,086.99	0.05%	4,086.99		
Cash alternatives	* Money market funds	70,973.22	0.88%		1,334.00	
Fixed income	Certificates of deposits	4,321,082.94		4,414,000.00	83,301.00	-92,917.06
	Municipal securities	1,822,381.50		1,907,465.52	43,997.00	-85,084.02
	Government securities	1,794,824.50		1,845,760.00	29,500.00	-50,935.50
	Total accrued interest	38,793.65				
	Total fixed income	7,977,082.59	99.07%	8,167,225.52	156,798.00	-228,936.58
Total		\$8,052,142.80	100.00%	\$8,171,312.51	\$158,132.00	-\$228,936.58

* Missing cost basis information.

Account activity this month

	Date	Activity	Description	Amount (\$)
Dividend and interest income				
<i>Taxable dividends</i>	May 31	Dividend	UBS SELECT PRIME INSTITUTIONAL FUND SYMBOL: SELXX	69.09
		Total taxable dividends		\$69.09
<i>Taxable interest</i>	May 1	Interest	NEW YORK NY CITY TRANSI TAX A-2 RV 072816 PAID ON 500000 CUSIP: 64971WJ43	4,625.00
	May 1	Interest	WISC ST GEN FD APP 2003 TAX SR A RV 081616 PAID ON 550000 CUSIP: 977100DC7	6,553.25
	May 3	Interest	COMENITY BANK DE US RT 02.4000% MAT 06/21/22FIXED RATE JUMBO CD PAID ON 200000 CUSIP: 981996RH6	394.52
	May 7	Interest	UBS BANK USA DEPOSIT ACCOUNT AS OF 05/04/18	1.24

continued next page



Account activity this month (continued)

	Date	Activity	Description	Amount (\$)
Dividend and interest income (continued)				
<i>Taxable interest (continued)</i>				
	May 8	Interest	WORLD'S FOREMOST B NE US RT 02.3000% MAT 08/06/20FIXED RATE JUMBO CD PAID ON 200000AS OF 05/06/18 CUSIP: 9159919E5	378.08
	May 18	Interest	TWO RIVERS ST BK NE US RT 01.2500% MAT 07/18/19FIXED RATE CD PAID ON 154000 CUSIP: 90206UBC9	158.22
	May 23	Interest	FHLB BOND STEP-UP 01.000 % DUE 112321DTD 112316 FC 05232017PAID ON 500000 CUSIP: 3130A9Z95	2,500.00
	May 29	Interest	NATIONAL BK WI US RT 02.1500% MAT 06/27/22FIXED RATE CD PAID ON 245000 AS OF 05/27/18 CUSIP: 633368EK7	432.95
	May 29	Interest	WEBBANK UT US RT 01.8500% MAT 06/29/20FIXED RATE CD PAID ON 245000 AS OF 05/28/18 CUSIP: 947547JP1	372.53
	May 30	Interest	JPMORGAN CHASE & C DE US RT 01.2500% MAT 11/30/18FIXED RATE CD PAID ON 200000 CUSIP: 48124JD21	623.29
			Total accrued interest received	\$3,786.39
			Total taxable interest	\$19,825.47
			Total dividend and interest income	\$19,894.56
			Total other funds debited	-\$1,000,000.00
			Total other funds debited	-\$1,000,000.00



Account activity this month (continued)

Investment transactions

For more information about the price/value shown for restricted securities, see *Important information about your statement* at the end of this document.

Date	Activity	Description	Quantity	Value (\$)	Price (\$)	Proceeds from investment transactions (\$)	Funds withdrawn for investments bought (\$)	Accrued interest (\$)
May 14	Sold	UNIV KY GEN RCPTS RV TAX SR B OID99.123 BE/R/ 2.500 040124 DTD 021016 3.732% YIELD TO MATURITY CUSIP: 914378KW3	-100,000.000		93.5460000	93,546.00		298.61
May 14	Sold	UNIV KY GEN RCPTS TAX SR B RV BE/R/ 2.920 040126 DTD 021016 3.644% YIELD TO MATURITY CUSIP: 914378KY9	-1,000,000.000		95.0750000	950,750.00		3,487.78
May 15	Bought	UBS SELECT PRIME INSTITUTIONAL FUND SYMBOL: SELXX	62,193.981				-62,200.20	
May 31	Reinvestment	UBS SELECT PRIME INSTITUTIONAL FUND DIVIDEND REINVESTED AT 1.00 NAV ON 05/31/18 SYMBOL: SELXX	69.076				-69.09	
Total						\$1,044,296.00	-\$62,269.29	\$3,786.39

Date	Activity	Description	Amount (\$)
Apr 30	Balance forward		\$2,165.72
May 2	Deposit	UBS BANK USA DEPOSIT ACCOUNT	11,178.25
May 4	Deposit	UBS BANK USA DEPOSIT ACCOUNT	394.52
May 7	Deposit	UBS BANK USA DEPOSIT ACCOUNT AS OF 05/04/18	1.24
May 9	Deposit	UBS BANK USA DEPOSIT ACCOUNT	378.08
May 15	Deposit	UBS BANK USA DEPOSIT ACCOUNT	48,082.39
May 16	Withdrawal	UBS BANK USA DEPOSIT ACCOUNT AS OF 05/15/18	-62,200.20
May 21	Deposit	UBS BANK USA DEPOSIT ACCOUNT	158.22
May 24	Deposit	UBS BANK USA DEPOSIT ACCOUNT	2,500.00
May 30	Deposit	UBS BANK USA DEPOSIT ACCOUNT	805.48
May 31	Deposit	UBS BANK USA DEPOSIT ACCOUNT	623.29
May 31	Closing UBS Bank USA Deposit Account		\$4,086.99

The UBS Bank USA Deposit Account is your primary sweep option.



Realized gains and losses

The estimated realized gains and losses shown below are not for tax purposes. Please note that gain or loss recognized on the sale or redemption of certain Structured Products, like Contingent Debt Securities, may be ordinary, and not capital, gain or loss. Please check with your tax advisor. To calculate gains and losses, we liquidate the oldest security lot first. This is known as the first-in, first-out or FIFO accounting method. We use this method unless you specified which tax lot to close when you placed your order. This is known as a versus purchases or VSP order. See *Important information about your statement* at the end of this document for more

information. We may not adjust gains and losses for all capital changes. We automatically adjust cost basis for tax-exempt and AMT coupon municipal securities for estimated amortization of bond premiums and for accreted OID for securities issued at a discount. If you requested that UBS adjust cost basis for the bond premium amortization on taxable debt securities then cost basis reflected for these securities has been adjusted. Estimates in the *Unclassified* section can not be classified as short term or long term because information is missing, or the product is one in which the gain/loss calculation is not provided.

Short-term capital gains and losses

Security description	Method	Quantity or face value	Purchase date	Sale date	Sale amount (\$)	Cost basis (\$)	Wash sale cost basis adjustment(\$)	Loss (\$)	Gain (\$)
UNIV KY GEN RCPTS TAX SR B RV BE/R/ 2.920 040126 DTD 021016									
Original cost basis : \$509,450.00	FIFO	500,000.000	Aug 17, 17	May 11, 18	475,375.00	508,726.63		-33,351.63	
Original cost basis : \$509,450.00	FIFO	500,000.000	Aug 18, 17	May 11, 18	475,375.00	508,729.14		-33,354.14	
Total					\$950,750.00	\$1,017,455.77		-\$66,705.77	
Net short-term capital gains and losses								-\$66,705.77	

Long-term capital gains and losses

Security description	Method	Quantity or face value	Purchase date	Sale date	Sale amount (\$)	Cost basis (\$)	Wash sale cost basis adjustment(\$)	Loss (\$)	Gain (\$)
UNIV KY GEN RCPTS RV TAX SR B OID99.123 BE/R/ 2.500 040124 DTD 021016									
	FIFO	100,000.000	Feb 23, 17	May 11, 18	93,546.00	99,505.00		-5,959.00	
Net capital gains/losses:								-\$72,664.77	



Your notes

Important information about your statement

UBS Financial Services Inc. (the Firm or UBS Financial Services), is a member of all principal security, commodity and options exchanges. UBS Financial Services and UBS Bank USA are indirect subsidiaries of UBS AG and affiliates of UBS Securities LLC. The Firm's financial statement is available upon request. The Firm's executive offices are at:

UBS Financial Services Inc.
1200 Harbor Boulevard
Weehawken, NJ 07086

This statement represents the only official record of your UBS Financial Services account. Other records, except official tax documents, containing conflicting data should not be relied upon. If you believe there is an error or omission, please report it immediately in writing to the Branch Manager of the office serving your account.

Although all figures shown are intended to be accurate, statement data should not be used for tax purposes. Rely solely on year-end tax forms, (i.e., Form 1099, 5498, 1042S, etc.) when preparing your tax return. The Firm is required by law to report to the IRS all taxable dividends, reportable non-taxable dividends and taxable interest earned on securities held in your account, net proceeds on sale transactions, and cost basis on certain covered securities.

Communications with the Firm

- Please re-confirm any oral communications in writing to further protect your rights, including your rights under the Securities Investor Protection Act (SIPA).
- If the financial institution on the top left of the front of this statement is not UBS Financial Services, UBS Financial Services carries your account as clearing broker by arrangement with the indicated institution. We informed you of this relationship when you opened this account. In this case, your funds and securities are located at UBS Financial Services and not the introducing broker, and you must make a report of any error or omission to **both** firms.
- As described in the account agreements, you must notify us of any errors or fraud involving checks reflected on your statement within 30 days after it was mailed or made available.
- Please direct customer complaints or inquiries to the Firm's Client Relations Department at 201-352-1699 or toll-free at 800-354-9103, 8:00 A.M. to 6:00 P.M. ET Monday through Friday, or in writing to UBS Financial Services Inc., Client Relations Department, P.O. Box 766 Union City, NJ 07087.
- All statements shall be deemed complete and accurate if not objected to in writing within 60 days.
- For TTY services: Call 844-612-0986 or from outside the U.S.: Call 201-352-1495
- In case of errors or questions about an electronic funds transfer (EFT), bill payment or UBS Visa® debit card transactions, call 800-762-1000, or write to UBS Financial Services Inc., 1000 Harbor Blvd., 6th floor, Weehawken, NJ 07086, Attn: RMA/BSA Services.

Call or write as soon as you can, if you think your statement or receipt is wrong or if you need more information about a transfer on the statement or receipt. The Firm or Card Issuer (as applicable) must

hear from you no later than 60 days after the Firm sent you the first statement on which the error or problem appeared.

- Provide your name and account number (if any).
- Describe the error or the transfer you are unsure about, and explain as clearly as you can why you believe it is an error or why you need more information.
- Provide the dollar amount of the suspected error.

The Firm or Card Issuer will investigate your complaint and will correct any error promptly. For alleged errors involving UBS Visa® debit card transactions, if we take more than 10 business days to do this, we will credit your account for the amount you think is in error, so that you will have the use of the money during the time it takes us to complete our investigation.

Please make all checks payable to the Firm or the financial institution indicated on the front of this statement. In addition to regular account fees, accounts may be subject to maintenance fees, charges for late payment for securities purchases and charges for unpaid amounts in cash accounts. Accounts that are transferred to other institutions may be subject to a transfer fee.

UBS Sweep Options

UBS offers options for sweeping cash balances to bank deposit accounts at non-affiliated banks and affiliated banks, money market mutual funds (Money Funds) and the International Deposit Account (IDA) for customers with an International Resource Management Account. Deposit accounts at UBS Bank USA and non-affiliated banks participating in the UBS FDIC-Insured Deposit Program are FDIC-insured in accordance with FDIC rules. For more information, please visit www.fdic.gov. Deposit accounts at UBS AG Stamford Branch and shares of Money Funds are not insured by the FDIC.

Through the IDA, cash balances are swept to deposit accounts at UBS AG New York Branch and UBS AG Cayman Branch. These deposits are not insured by the FDIC. Balances held at the UBS AG Cayman Branch are temporarily exposed to the sovereign risk of the Cayman Islands, and there is no guarantee or other obligation of UBS AG to repay the balances while on the UBS Cayman Branch's books.

Bank deposits are not protected by SIPC. Money Fund shares are protected by SIPC. See "UBS Financial Services Account Protection" below.

Upon your request, balances in the bank deposits may be withdrawn, and shares of a Money Fund may be liquidated, and the proceeds returned to you or your securities account.

Further information about available sweep options, including current interest rates and yields, is available at www.ubs.com/sweepyields, from your Financial Advisor or by calling 800-762-1000.

UBS Financial Services account protection

The Firm is a member of the Securities Investor Protection Corporation (SIPC), which protects securities customers of its members up to \$500,000 (including \$250,000 for

claims for cash). Explanatory brochure available upon request or at www.sipc.org. The SIPC asset protection limits apply to all accounts that you hold in a particular capacity.

The Firm, together with certain affiliates, has also purchased supplemental insurance. The maximum amount payable to all eligible clients, collectively under this protection is \$500 million as of December 10, 2016. Subject to the policy conditions and limitations, cash at the Firm is further protected for up to \$1.9 million in the aggregate for all your accounts held in a particular capacity. A full copy of the policy wording is available upon request.

Neither the SIPC protection nor the supplemental protection apply to:

- Certain financial assets controlled by (and included in your account value) but held away from UBS Financial Services. For example certain (i) insurance products, including variable annuities, and (ii) shares of mutual funds registered in the name of the account holder on the books of the issuer or transfer agent);
- Investment contracts or investment interests (e.g., limited partnerships and private placements) that are not registered under the Securities Act of 1933;
- Commodities contracts (e.g., foreign exchange and precious metal contracts), including futures contracts and commodity option contracts; and
- Deposit accounts (except certificates of deposit) at UBS Bank USA, UBS AG U.S. branches and banks in the FDIC Insured Deposit Program.

The SIPC protection and the supplemental protection do not apply to these assets even if they otherwise appear on your statements. The SIPC protection and the supplemental protection do not protect against changes in the market value of your investments (whether as a result of market movement, issuer bankruptcy or otherwise).

Dividend Reinvestment Program (DRIP)

The price reflected is an average price. You may obtain the actual price from your Financial Advisor. Only whole shares are purchased under DRIP; partial shares will be sold and the cash will be deposited in your account. The dividend reinvestment price supplied by the issuer may differ from the market price at which the partial shares are sold.

Cash-in-lieu

Only whole units may be held in your account. If you are entitled to a partial unit as a result of a dividend payment or otherwise, the Firm will either sell partial units at market price or accept an amount determined by a registered clearing agency, and credit your account.

Investment objectives

The investment objectives and risk profile are specific to each account and may vary between your accounts. Please advise the Firm promptly in writing of any significant change in your financial situation or investment objectives. For each account held, you choose one of the following investment objectives:

- *Produce Current Income*: Investments seeking the generation of income only.

- *Achieve Capital Appreciation*: Investments seeking growth of principal rather than the generation of income.
- *Produce Combination of Income and Capital Appreciation*: Investments seeking both the generation of income and growth of principal.

Overall risk profiles

- *Conservative*: Seeks to maintain initial principal, with low risk and volatility to the account overall, even if that means the account does not generate significant income or returns and may not keep pace with inflation.
- *Moderate*: Willing to accept some risk to principal and tolerate some volatility to seek higher returns.
- *Aggressive*: Willing to accept high risk to principal and high volatility to seek high returns over time.
- *Investment Eligibility Consideration*: If selected, a portion of the portfolio for that account may include complex strategies, limited liquidity and greater volatility.

Statement "householding"

We may consolidate all related account statements with the same address in the same envelope, e.g. because they have owners who also maintain joint account relationships with other clients at the same address. If you prefer to receive individual statements mailed in separate envelopes, you may decline householding by calling your Financial Advisor.

Friendly account name

The Friendly account name is a customizable "nickname" chosen by you to assist you with your recordkeeping. It has no legal effect on your account. You can change your Friendly account names, through Online Services or by contacting your Financial Advisor.

Account overview

- *Value of your account/portfolio*. Net of assets and liabilities.
- *Assets*. Includes available cash balances, values for restricted security (est.), and Global Time Deposits, unrealized marks to market, and certain assets not held by the Firm. Does not include unpriced securities/assets at the end of the prior and current statement periods, or private investments, unvested stock options and exercisable stock options.
- *Liabilities*. Includes debit balances, outstanding margin loans, credit line, short account balances.
- *Cash/money balances*. Total of uninvested available cash balances, plus deposit balances at affiliated and non-affiliated banks, and money market mutual fund sweep balances, at the close of the statement period. Non-commodity free credit balances in your account are not segregated from other balances and the Firm may use any of these funds in the ordinary course of its business. These funds are payable upon your demand. This total is included in the current period closing value.

Important information about your statement (continued)

Lending information

For detailed information on the Firm's lending practices and disclosures, refer to your Client Relationship Agreement or Account Agreement and the General Terms and Conditions. UBS Statement of Credit Practices available in *Agreements and Disclosures* at www.ubs.com/accountdisclosures.

Your assets

Your statement itemizes securities and other assets held in the account at the end of the statement period. You may ask for delivery of fully paid securities at any time. You may receive securities used as loan collateral after paying any balance due on them. Any securities transferred to the Firm during the statement period are listed at market value as of the end of the statement period.

- **Cost basis.** In determining the cost basis of the securities included in this statement, where indicated with the number "1," UBS Financial Services has relied on information obtained from sources other than UBS Financial Services, including information from another firm or that you may have provided to your Financial Advisor. The Firm does not independently verify or guarantee the accuracy or validity of any information provided by sources other than UBS Financial Services. In addition, although UBS Financial Services generally updates this information as it is received, the Firm does not provide any assurances that the information under "Cost basis" and "Unrealized gain/loss" is accurate as of the date of this statement. As such, please do not rely on this information to make purchase or sale decisions, for tax purposes or otherwise. Accounts transferred to the Firm may reflect gain/loss information only for the period of time they are held at the Firm. More historical information can be added by your Financial Advisor.
- **Unrealized gains/losses.** When data is available, estimated unrealized gains/losses are calculated for individual security lots. The transaction data for individual lots may or may not reflect commissions, charges and/or security reorganization events. Dividend and other reinvestment lots and systematic purchase lots are each combined to display one averaged lot. The "Trade date" column presents the original transaction trade date.
- **Callable securities.** Bonds and preferred stock that the issuer calls for early redemption will be selected impartially by lot from among all securities of that issue held in our name or in nominee name for our clients. Call feature information is obtained from third parties and its accuracy is not guaranteed. Other call features may exist which could affect yield; complete information will be provided upon request.
- **Certificates of deposit (CDs).** CDs are FDIC insured up to \$250,000 in principal and accrued interest per depositor and per depository institution, in accordance with FDIC rules.
- **Price/value.** Prices displayed for securities and other products may be higher or lower than the price that you would actually receive in the market. Prices are obtained from various third party sources which we believe to be reliable, but we do not guarantee their accuracy.
 - We generally use the closing price when available or the mean of the bid and ask prices for listed

securities and options or only bid prices for OTC securities.

- Less actively traded securities may be priced using a valuation model or the most recent price we obtained and may not reflect an actual market price or value.
- Certain positions may appear without a price and will show as "price was not available" if we are unable to obtain a price for a security.
- Deposits or securities denominated in currencies other than U.S. dollars are reflected at the exchange rate as of the statement date.
- For certain securities trading in non-conforming denominations, price and quantity (face value) may have been adjusted to facilitate proper valuation. To obtain current quotations, when available, contact your Financial Advisor.
- **Private investments and structured products.** Private investment securities (including direct participation program and real estate investment trust securities) and structured products are generally highly illiquid. Certain structured products have not been registered with the Securities and Exchange Commission or under any state securities laws. We provide estimated values for private investment securities and structured products for informational purposes only. Accuracy is not guaranteed.
 - These values may differ substantially from prices, if any, at which a private investment security or structured product may be bought or sold and do not necessarily represent the value you may receive upon liquidation.
 - Third party estimates of value are as of a certain date and are supplied to UBS Financial Services on a regular basis by an independent valuation firm.
 - Issuer, general partner or sponsor estimated values, if any, are supplied to the Firm by the issuer, general partner or sponsor and may be calculated based on different information from that used by third parties to derive their estimated values.
 - You can obtain additional information regarding the methodology used to determine the estimate of value and the date of the information that is the basis for the estimate by contacting your Financial Advisor.
 - Third party estimated values may be reflected as "Not priced" in several situations: when an independent valuation firm has not supplied or is unable to assign a value, when we become aware that a material event has occurred that may call a previously reported value into question, or when a value would be highly speculative due to the nature of the security.
 - When neither an issuer, general partner or sponsor estimated value nor a third-party estimated value is provided, the value of the security will be different from its purchase price.
 - "Distributions to date" may include return of capital, income or both.
 - "Original unit size" represents the initial offering price per unit and may not reflect your cost basis.
 - DPP and unlisted REIT securities are not listed on a national securities exchange, and are generally illiquid and even if they can be sold, the price

received may be less than the per share estimated value provided in the account statement.

- **Restricted securities.** Restricted securities generally are not currently eligible for public sale. UBS Financial Services uses the market price of the unrestricted stock of the same issuer as an imputed value for the restricted stock *for purposes of this statement only*. To the extent that restricted securities are eligible for sale, the value received may be substantially less than the imputed value shown.
- **Est. (estimated) income, current yields and rates.** An estimate of annual income is based on current dividend and interest rates, assuming the securities will be held for one year from statement date or until maturity. This estimate is only a guideline; accuracy and continued income are not guaranteed.
 - Estimated annual income and current yield for certain types of securities could include a return of principal or capital gains in which case the est. income (and current yield) would be overstated.
 - Estimated annual income and current yield and the actual income and yield might be lower or higher than the estimated amounts.
 - An estimate of annualized income (dividend and/or interest) divided by the current market value/average balance is based on the last dividend or interest payment made by the issuer and assumes the securities/deposits will be held for one year from the statement date or until maturity. Accuracy and continued yield are not guaranteed.
- **Assets not held by UBS Financial Services.** Certain assets are not held by the Firm and not within the Firm's possession or control. These assets are displayed on your statement for informational purposes only. Positions and values presented are provided by the issuing firm. UBS Financial Services is not responsible for this information and does not guarantee its accuracy. These assets are not protected by SIPC or the Firm's supplemental SIPC coverage.
- **Revenue sharing and additional compensation.**
 - In addition to commissions on sales and 12b-1 fees received in connection with the distribution of mutual funds to our clients we and/or our affiliate receive revenue sharing payments from distributors and/or advisors of the mutual funds that we sell. These amounts are based on two different components: (i) the amount of sales by UBS of a particular mutual fund family to our clients; and (ii) the asset value of a particular mutual fund family's shares held at the firm.
 - We and our affiliate also receive networking and omnibus processing fees in consideration for transfer agent services that we provide to the mutual funds. These fees generally are paid from investor assets in the mutual fund and are a fixed dollar amount based on the number of accounts at the broker-dealer holding mutual funds of that fund family.
 - In addition to commissions received in connection with the sale or distribution of annuity contracts and unit investment trust units to our clients, we and/or our affiliate receive revenue sharing compensation from many of the insurance companies underwriting

the annuity contracts, affiliates of the insurance companies or sponsors of the unit investment trusts we distribute.

- In addition to commissions received from the purchase and sale of NextShares funds, we and/or our affiliate receive an asset-based revenue sharing payment from NextShares distributors, as well as funding for technology development, training and education.
- Our affiliates also receive trading commissions and other compensation from mutual funds and insurance companies whose products we distribute.
- We receive an annual fee from UBS Bank USA and UBS AG Stamford Branch of up to \$25 per account sweeping to the banks under the UBS Bank Sweep Programs.

Activity

Information regarding commissions and other charges incurred in connection with the execution of trades, including option transactions has been included on confirmations previously furnished to you, and will be provided to you promptly on request.

Short selling

If you are engaged in short selling a security, you may incur a charge due to certain borrowing costs for that particular security.

Open orders

Regarding open or "good-till-cancelled" orders that were not executed by the statement date, open buy and sell stop orders are reduced by the amount of dividends or rights on an ex-dividends or ex-rights date unless instructed otherwise by you. You are responsible for orders that are executed due to your failure to cancel existing open orders.

Privacy

To obtain a copy of our current Client Privacy Notice, please contact your Financial Advisor or visit our website at www.ubs.com/privacypolicy.

- UBS Financial Services is not a bank. The RMA, Business Services Account BSA and IRMA are brokerage accounts which provide access to banking services and products through arrangements with affiliated banks and other third-party banks, and provides access to insurance and annuity products issued by unaffiliated third-party insurance companies through insurance agency subsidiaries of UBS Financial Services Inc.
- Investment, insurance, and annuity products:
- Not FDIC insured • No bank guarantee • May lose value
- RMA. Resource Management Account, Business Services Account BSA, IRMA and international Resource Management Account are registered service marks of UBS Financial Services Inc.
- VISA is a registered trademark owned by Visa International Service Association and used under license. The UBS Visa credit cards and the UBS Visa debit cards are issued by UBS Bank USA with permission from Visa U.S.A. Incorporated. All other trademarks, registered trademarks, service marks and registered service marks are of their respective companies.